

# Mode of Action Classification

Edition: 11.2

Now Including Nematicides



Insecticide Resistance Action Committee



# The Insecticide Resistance Action Committee

Mode of Action Classification Brochure

Edition: 11.2 – August 2024

Based on the IRAC MoA Classification Version 11.2 and  
Nematicide MoA Classification Version 2.2

**Disclaimer:** While CropLife International and IRAC make every effort to present accurate and reliable information, they do not guarantee the accuracy, completeness, efficacy, timeliness, or correct sequencing of such information. Inclusion of active ingredients on the IRAC Code Lists is based on scientific evaluation of their modes of action; it does not provide any kind of testimonial for the use of a product or a judgment on efficacy. CropLife International and IRAC are not responsible for, and expressly disclaim all liability for, damages of any kind arising out of use, reference to, or reliance on information provided. Listing of chemical classes or modes of action must not be interpreted as approval for use of a compound in a given country. Prior to implementation, each user must determine the current registration status in the country of use and strictly adhere to the uses and instructions approved in that country.

## Foreword

Effective insecticide resistance management (IRM) in conjunction with integrated pest management (IPM) is vital to global crop protection, sustainable agriculture and improved public health, and it is an essential element of responsible product stewardship.

The Insecticide Resistance Action Committee (IRAC) was formed in 1984 and works as a specialist technical group of the industry association CropLife International, to provide a coordinated crop protection industry response to prevent or delay the development of resistance in insect, mite and nematode pests. There are now IRAC country group committees in many parts of the world, researching and responding to local resistance issues, as well as the parent IRAC International group, which provides a coordinating and supporting role at the global level (see also [www.irac-online.org](http://www.irac-online.org)).

Developing new products is becoming increasingly difficult and costly, so it is vital to protect those effective products in the marketplace from the development of resistance. Moreover, with fewer new products being discovered and regulatory pressures reducing the number of older commercial control methods available, the 'toolbox' of usable products is being reduced, making effective IRM more important than ever. The Mode of Action Classification Scheme is a key part of IRAC's global resistance management strategy.

# Insecticide/Acaricide MoA Classification



The CropLife and IRAC member companies support the inclusion of MoA information on product labels which will ensure growers have simple access to critical information to support implementation of resistance management. Further details on MoA Labelling Guidance can be found on the CropLife website under Resources (<https://croplife.org/resource-library/>)

## Mode of Action Classification

IRAC promotes the use of a Mode of Action (MoA) Classification of insecticides and acaricides as the basis for effective and sustainable resistance management. Actives are allocated to specific groups based on their target site. Reviewed and re-issued periodically, the IRAC MoA Classification Scheme provides farmers, growers, advisors, extension staff, consultants and crop protection professionals with a guide to the selection of acaricides and insecticides in resistance management programs. Effective resistance management of this type preserves the utility and diversity of available insecticides and acaricides. A complete list of the different MoA groups is shown in the following pages, followed by a breakdown of MoAs available for Lepidoptera, aphids, whitefly, plant- and leafhoppers, mites and mosquitoes. For further information, please refer to the full IRAC MoA Classification Scheme on the IRAC website ([www.irc-online.org](http://www.irc-online.org)).

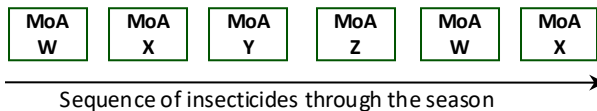
## What is Resistance?

Resistance to insecticides may be defined as *'a heritable change in the sensitivity of a pest population that is reflected in the repeated failure of a product to achieve the expected level of control when used according to the label recommendation for that pest species'* (IRAC). Resistance arises through the over-use or misuse of an insecticide or acaricide against a pest species, and results in the Darwinian selection of resistant forms of the pest and the consequent evolution of populations that are resistant to that insecticide or acaricide.

## Effective IRM Strategies: Sequences or Alternations of MoA

All effective insecticide resistance management (IRM) strategies seek to minimise the selection of resistance to any one type of insecticide. In practice, alternations, sequences or rotations of compounds from different MoA groups provide sustainable and effective IRM for insect and mite pests. This ensures that selection from compounds in the same MoA group is minimised, and resistance is less likely to evolve.

Example:



Applications are often arranged into MoA spray windows or blocks that are defined by the stage of crop development, together with the biology and phenology of the species of concern. Local expert advice should always be followed with regard to spray windows and timing. Several sprays may be possible within each spray window, but it is generally essential that successive generations of the pest are not treated with compounds from the same MoA group. IRAC also offers specific recommendations for some MoA groups. Metabolic resistance mechanisms may give cross-resistance between MoA groups; where this is known to occur, the above advice should be modified accordingly. For further information on the use of MoA groups and sub-groups, please see the notes at the end of the brochure and in the full MoA Classification Scheme.

# IRAC Mode of Action Classification Scheme (Classification Version 11.2)

**Targeted Physiology:** ■ Nerve & Muscle ■ Growth & Development ■ Respiration ■ Midgut ■ Protein Suppressor ■ Unknown or Non-specific

**Note:** Rotations for resistance management should be based only on the numbered mode of action groups - see table footnotes for details

Main Group/Primary Site of Action	Subgroup, class or Exemplifying active	Active Ingredients
<b>1 Acetylcholinesterase (AChE) inhibitors</b>  <i>See footnotes for further information on use of compounds between sub-groups.</i>	<b>1A</b> Carbamates	Alanycarb, Aldicarb, Bendiocarb, Benfuracarb, Butocarboxim, Butoxycarboxim, Carbaryl, Carbofuran, Carbosulfan, Ethiofencarb, Fenobucarb, Formetanate, Furathiocarb, Isoprocarb, Methiocarb, Methomyl, Metolcarb, Oxamyl, Pirimicarb, Propoxur, Thiodicarb, Thiofanox, Triazamate, Trimethacarb, XMC, Xylcarb
	<b>1B</b> Organophosphates	Acephate, Azamethiphos, Azinphos-ethyl, Azinphos-methyl, Cadusafos, Chlorethoxyfos, Chlorfenvinphos, Chlormephos, Chlorpyrifos, Chlorpyrifos-methyl, Coumaphos, Cyanophos, Demeton-S-methyl, Diazinon, Dichlorvos/DDVP, Dicrotophos, Dimethoate, Dimethylvinphos, Disulfoton, EPN, Ethion, Ethoprophos, Famphur, Fenamiphos, Fenitrothion, Fenthion, Fosthiazate, Heptenophos, Imicyafos, Isofenphos, Isopropyl O-(methoxyaminothiophosphoryl) salicylate, Isoxathion, Malathion, Mecarbam, Methamidophos, Methidathion, Mevinphos, Monocrotophos, Naled, Omethoate, Oxydemeton-methyl, Parathion, Parathion-methyl, Phenthoate, Phorate, Phosalone, Phosmet, Phosphamidon, Phoxim, Pirimiphos-methyl, Profenofos, Propetamphos, Prothiofos, Pyraclofos, Pyridaphenthion, Quinalphos, Sulfotep, Tebupirimfos, Temephos, Terbufos, Tetrachlorvinphos, Thiometon, Triazophos, Trichlorfon, Vamidothion
<b>2 GABA-gated chloride channel blockers</b>	<b>2A</b> Cyclodiene Organochlorines	Chlordane, Endosulfan
	<b>2B</b> Phenylpyrazoles (Fiproles)	Ethiprole, Fipronil



<b>3 Sodium channel modulators</b>  <i>See footnotes for further information on use of compounds between sub-groups.</i>	<b>3A Pyrethroids</b> Pyrethrins	Acrinathrin, Allethrin, <i>d-cis-trans</i> Allethrin, <i>d-trans</i> Allethrin, Bifenthrin, Bioallethrin, Bioallethrin S-cyclopentenyl, Bioresmethrin, Cycloprothrin, Cyfluthrin, <i>beta</i> -Cyfluthrin, Cyhalothrin, <i>lambda</i> -Cyhalothrin, <i>gamma</i> -Cyhalothrin, Cypermethrin, <i>alpha</i> -Cypermethrin, <i>beta</i> -Cypermethrin, <i>theta</i> -cypermethrin, <i>zeta</i> -Cypermethrin, Cyphenothrin [(1 <i>R</i> )- <i>trans</i> - isomers], Deltamethrin, Empenthrin [( <i>EZ</i> )- (1 <i>R</i> )- isomers], Esfenvalerate, Etofenprox, Fenpropathrin, Fenvalerate, Flucythrinate, Flumethrin, <i>tau</i> -Fluvalinate, Halfenprox, Imiprothrin, Kadethrin, Permethrin, Phenothrin [(1 <i>R</i> )- <i>trans</i> - isomer], Prallethrin, Pyrethrins (pyrethrum), Resmethrin, Silafluofen, Tefluthrin, Tetramethrin, Tetramethrin [(1 <i>R</i> )-isomers], Tralomethrin, Transfluthrin
	<b>3B DDT</b> Methoxychlor	DDT Methoxychlor
<b>4 Nicotinic acetylcholine receptor (nAChR) competitive modulators</b>  <i>See footnotes for further information on use of compounds between sub-groups.</i>	<b>4A Neonicotinoids</b>	Acetamiprid, Clothianidin, Dinotefuran, Imidacloprid, Nitenpyram, Thiacloprid, Thiamethoxam
	<b>4B Nicotine</b>	Nicotine
	<b>4C Sulfoximines</b>	Sulfoxaflor
	<b>4D Butenolides</b>	Flupyradifurone
	<b>4E Mesoiomics</b>	Dicloromezotiaz, Fenmezoditiaz, Triflumezopyrim
	<b>4F Pyridylidenes</b>	Flupyrimin
<b>5 Nicotinic acetylcholine receptor (nAChR) allosteric modulators - Site I</b>	Spinosyns	Spinetoram, Spinosad
<b>6 Glutamate-gated chloride channel (GluCl) allosteric modulators</b>	Avermectins, Milbemycins	Abamectin, Emamectin benzoate, Lepimectin, Milbemectin

Main Group/Primary Site of Action	Subgroup, class or Exemplifying active	Active Ingredients
7 Juvenile hormone receptor modulators	7A Juvenile hormone analogues	Hydroprene, Kinoprene, Methoprene
	7B Fenoxycarb	Fenoxycarb
	7C Pyriproxyfen	Pyriproxyfen
8 Miscellaneous non-specific (multi-site) inhibitors	8A Alkyl halides	1,3-Dichloropropene, Methyl bromide and other alkyl halides
	8B Chloropicrin	Chloropicrin
	8C Fluorides	Cryolite (Sodium aluminum fluoride), Sulfuryl fluoride
	8D Borates	Borax, Boric acid, Disodium octaborate, Sodium borate, Sodium metaborate
	8E Tartar emetic	Tartar emetic
	8F Methyl isothiocyanate generators	Dazomet, Metam, Methyl isothiocyanate
9 Chordotonal organ TRPV channel modulators	9B Pyridine azometrine derivatives	Pymetrozine, Pyrifluquinazon
	9D Pyropenes	Afidopyropen
10 Mite growth inhibitors affecting CHS1 <i>10A Sub-grouping information in footnotes</i>	10A Clofentezine Diflovidazin Hexythiazox	Clofentezine, Diflovidazin, Hexythiazox
	10B Etoxazole	Etoxazole

11 Microbial disruptors of insect midgut membranes	11A <i>Bacillus thuringiensis</i> and the insecticidal proteins they produce  See footnotes for further sub-grouping information	<i>Bacillus thuringiensis</i> subsp. <i>israelensis</i> <i>Bacillus thuringiensis</i> subsp. <i>aizawai</i> <i>Bacillus thuringiensis</i> subsp. <i>kurstaki</i> <i>Bacillus thuringiensis</i> subsp. <i>tenebrionis</i>  <i>Bt</i> crop proteins: (see footnote) Cry1Ab, Cry1Ac, Cry1Fa, Cry1A.105, Cry2Ab, Vip3A, mCry3A, Cry3Ab, Cry3Bb, Cry34Ab1/Cry35Ab1
	11B <i>Bacillus sphaericus</i>	<i>Bacillus sphaericus</i>
12 Inhibitors of mitochondrial ATP synthase	12A Diafenthiuron	Diafenthiuron
	12B Organotin miticides	Azocyclotin, Cyhexatin, Fenbutatin oxide
	12C Propargite	Propargite
	12D Tetradifon	Tetradifon
13 Uncouplers of *oxidative phosphorylation via disruption of the proton gradient	Pyrroles Dinitrophenols Sulfuramid	Chlorfenapyr, DNOC, Sulfuramid
14 Nicotinic acetylcholine receptor (nAChR) channel blockers	Nereistoxin analogues	Bensultap, Cartap hydrochloride, Thiocyclam, Thiosultap-sodium

Main Group/Primary Site of Action	Subgroup, class or Exemplifying active	Active Ingredients
15 Inhibitors of chitin biosynthesis affecting CHS1	Benzoylureas	Bistri fluron, Chlorfluazuron, Diflubenzuron, Flucycloxuron, Flufenoxuron, Hexaflumuron, Lufenuron, Novaluron, Noviflumuron, Teflubenzuron, Triflumuron
16 Inhibitors of chitin biosynthesis, type 1	Buprofezin	Buprofezin
17 Moulting disruptors, Dipteran	Cyromazine	Cyromazine
18 Ecdysone receptor agonists	Diacylhydrazines	Chromafenozide, Halofenozide, Methoxyfenozide, Tebufenozide
19 Octopamine receptor agonists	Amitraz	Amitraz
20 Mitochondrial complex III electron transport inhibitors – Qo site	20A Hydramethylnon	Hydramethylnon
	20B Acequinocyl	Acequinocyl
	20C Flucrypyrim	Flucrypyrim
	20D Bifenazate	Bifenazate
21 Mitochondrial complex I electron transport inhibitors	21A METI acaricides and insecticides	Fenazaquin, Fenpyroximate, Pyridaben, Pyrimidifen, Tebufenpyrad, Tolfenpyrad
	21B Rotenone	Rotenone (Deris)

<b>22 Voltage-dependent sodium channel blockers</b> <i>See footnotes for further information on sub-grouping</i>	<b>22A</b> Oxadiazines	Indoxacarb
	<b>22B</b> Semicarbazones	Metaflumizone
<b>23 Inhibitors of acetyl-CoA carboxylase</b>	Tetronic and Tetramic acid derivatives	Spidoxamat, Spirodiclofen, Spiromesifen, Spiropidion, Spirotetramat
<b>24 Mitochondrial complex IV electron transport inhibitors</b>	<b>24A</b> Phosphides	Aluminium phosphide, Calcium phosphide, Phosphine, Zinc phosphide
	<b>24B</b> Cyanides	Calcium cyanide, Potassium cyanide, Sodium cyanide
<b>25 Mitochondrial complex II electron transport inhibitors</b> <i>See footnotes for further information on sub-grouping</i>	<b>25A</b> <i>beta</i> -Ketonitrile derivatives	Cyenopyrafen, Cyflumetofen
	<b>25B</b> Carboxanilides	Pyflubumide
<b>28 Ryanodine receptor modulators</b>	Diamides	Chlorantraniliprole, Cyantraniliprole, Cyclaniliprole, Flubendiamide, Tetraniliprole
<b>29 Chordotonal organ nicotinamidase inhibitors</b>	Flonicamid	Flonicamid

Main Group/Primary Site of Action	Subgroup, class or Exemplifying active	Active Ingredients
30 GABA-gated chloride channel allosteric modulators	Meta-diamides Isoxazolines	Broflanilide Fluxametamide Isocycloseram
31 Baculoviruses Host-specific occluded pathogenic viruses	Granuloviruses (GVs) Nucleopolyhedroviruses (NPVs)	<i>Cydia pomonella</i> GV <i>Thaumatotibia leucotreta</i> GV <i>Anticarsia gemmatalis</i> MNPV <i>Heliocoverpa armigera</i> NPV
32 Nicotinic acetylcholine receptor (nAChR) allosteric modulators - Site II	GS-omega/kappa HXTX-Hv1a peptide	GS-omega/kappa HXTX-Hv1a peptide
33 Calcium-activated potassium channel (KCa2) modulators	Acynonapyr	Acynonapyr
34 Mitochondrial complex III electron transport inhibitors – Qi site	Flometoquin	Flometoquin
35 RNA Interference mediated target suppressors	Ledprona	Ledprona
36 Chordotonal organ modulators – undefined target site	Pyridazine pyrazolecarboxamides	Dimpropridaz

37 Vesicular acetylcholine transporter (VAcHT) inhibitor	Oxazosulfyl	Oxazosulfyl
UN Compounds of * unknown or uncertain mode of action	Azadirachtin	Azadirachtin
	Benzoximate	Benzoximate
	Benzpyrimoxan	Benzpyrimoxan
	Bromopropylate	Bromopropylate
	Chinomethionat	Chinomethionat
	Dicofol	Dicofol
	Lime sulfur	Lime sulfur
	Mancozeb	Mancozeb
	Pyridalyl	Pyridalyl
Sulfur	Sulfur	
UNB Bacterial agents * (non-Bt)		<i>Burkholderia spp</i> <i>Wolbachia pipientis (Zap)</i>
UNE Botanical essence * including synthetic, extracts and unrefined oils		<i>Chenopodium ambrosioides near ambrosioides</i> extract, Neem oil Fatty acid monoesters with glycerol or propanediol, <i>Sabadilla</i> extract
UNF Fungal agents *		<i>Akanthomyces muscarius</i> Ve6, <i>Beauveria bassiana</i> strains, <i>Metarhizium brunneum</i> strain F52, <i>Paecilomyces fumosoroseus</i> Apopka strain 97

Main Group/Primary Site of Action	Subgroup, class or Exemplifying active	Active Ingredients
UNM Non-specific * mechanical and physical disruptors		Diatomaceous earth, Mineral oil, Polydimethylsiloxane (PDMS)
UNP Peptides *		
UNV Viral agents (non baculovirus) *		

**Targeted Physiology:**  Nerve & Muscle  Growth & Development  Respiration  Midgut  Protein Suppressor  Unknown or Non-specific

The colour scheme in the table associates mode of action into broad categories based on the physiological functions affected, as an aid to understanding symptomology, speed of action and other properties of the insecticides, and not for any resistance management purpose.

**Rotations for resistance management should be based only on the numbered mode of action groups.**

#### Table Notes:

- Inclusion of an insecticidal agent in the classification above does not necessarily signify regulatory approval.
- MoA assignments will usually involve identification of the target protein responsible for the biological effect, although groupings can be made where insecticidal agents share distinctive physiological effects and are structurally related.
- Groups 26 and 27 are unassigned at this time and have therefore been omitted from the table.
- An insecticidal agent with an unknown or controversial MoA or an unknown mode of toxicity will be held in group 'UN' or 'UNB', 'UNE', 'UNF', 'UNM', 'UNP', 'UNV' as applicable until evidence becomes available to enable assignment to a more appropriate MoA class.
- Actives in groups marked with an asterisk (\*) are thought not to share a common target site and therefore may be freely rotated with each other unless there is reason to expect cross-resistance. These groups are 8, 13, UN, UNB, UNE, UNF, UNM, UNP and UNV.
- Different baculoviruses that target different insect orders may be used together without compromising their resistance management. Rotation between certain specific baculoviruses may provide resistance management benefits for some pests. Consult product-specific recommendations.
- Because of documented cross-resistance between dicofol, bromopropylate and abamectin, these active ingredients should not be rotated after each other in an IRM program.



### Sub-Groups:

Sub-groups represent distinct chemical classes that are believed to have the same MoA but are different enough in chemical structure or mode of interaction with the target protein that the chance of selection for either metabolic or target-site cross-resistance is reduced compared to close analogs. Sub-groups may also distinguish compounds that are chemically similar but known to bind differently within the target or to have differential selectivity among multiple targets.


The cross-resistance potential between sub-groups is higher than that between different groups, so rotation between sub-groups should be avoided. In exceptional circumstances (i.e. where effective registered insecticides from other mode of action groups are unavailable) rotation may be considered following consultation with local expert advice and where cross-resistance does not exist. These exceptions should not be considered sustainable resistance management strategies, and alternative options should be sought to maintain pest susceptibility.

Sub-group	Notes
3B	Because DDT is no longer used in agriculture, this is only applicable for the control of human disease vectors such as mosquitoes.
4A, 4B, 4C, 4D, 4E, 4F	Although these compounds are believed to have the same target site, current evidence indicates that the risk of metabolic cross-resistance between subgroups is low.
10A	Hexythiazox is grouped with Clofentezine because they exhibit cross-resistance, even though they are structurally distinct. Diflovidazin has been added to this group because it is a close analogue of Clofentezine and is expected to have the same mode of action.
11A	Different <i>Bacillus thuringiensis</i> products that target different insect orders may be used together without compromising their resistance management. Rotation between certain specific <i>Bacillus thuringiensis</i> microbial products may provide resistance management benefits for some pests. Consult product-specific recommendations. <b>B.t. Crop Proteins:</b> Where there are differences among the specific receptors within the midguts of target insects, transgenic crops containing certain combinations of the listed proteins provide resistance management benefits.
20	While there is strong evidence that Bifenazate acts on the Qo site of Mitochondrial Complex III and some Bifenazate resistance mutations confer cross-resistance to Acequinocyl, the sites of action of Flucrypyrim and Hydramethylnon have not been determined.
22A, 22B	Although these compounds are believed to have the same target site, current evidence indicates that the risk of metabolic cross-resistance between subgroups is low.
25A, 25B	Although these compounds are believed to have the same target site, current evidence indicates that the risk of metabolic cross-resistance between subgroups is low.

## Nerve & Muscle Targets

1. Acetylcholinesterase (AChE) inhibitors  
1A: *Carbamates*  
1B: *Organophosphates*
2. GABA-gated chloride channel blockers  
2A: *Cyclodiene Organochlorines*  
2B: *Phenylpyrazoles*
3. Sodium channel modulators  
3A: *Pyrethrins, Pyrethroids*
4. Nicotinic acetylcholine receptor (nAChR) competitive modulators  
4A: *Neonicotinoids*  
4F: *Pyridylidenes*
5. Nicotinic acetylcholine receptor (nAChR) allosteric modulators Site I  
*Spinosyns*
6. Glutamate-gated chloride channel (GluCl) allosteric modulators  
*Avermectins, Milbemycins*
14. Nicotinic acetylcholine receptor (nAChR) channel blockers  
*Nereistoxin analogues*
22. Voltage-dependent sodium channel blockers  
22A: *Oxadiazines*  
22B: *Semicarbazones*
28. Ryanodine receptor modulators  
*Diamides*
30. GABA-gated chloride channel allosteric modulators  
*Isoxazolines, Meta-diamides*
32. Nicotinic acetylcholine receptor (nAChR) allosteric modulators Site II  
*GS-omega/kappa HXTX-HV1a Peptide*
37. Vesicular acetylcholine transporter (VAChT) inhibitor  
*Oxazosulfyl*

## Lepidoptera - Mode of Action Classification by Target Site



### Unknown or uncertain MoA

*Azadirachtin, Pyridalyl, Beauveria bassiana, Burkholderia spp, Paecilomyces fumosoroseus*

## Respiration Targets

13. Uncouplers of oxidative phosphorylation via disruption of the proton gradient  
*Pyrroles*
21. Mitochondrial complex I electron transport inhibitors  
21A: *METI acaracides and insecticides (Tolfeprpyrad)*
34. Mitochondrial complex III electron transport inhibitors – Qi site  
*Flometoquin*

## Midgut Targets

11. Microbial disruptors of insect midgut membranes  
11A: *Bacillus thuringiensis*,  
11B: *Bacillus sphaericus*
31. Baculoviruses  
*Host-specific occluded pathogenic viruses*  
*Granuloviruses*,  
*Nucleopolyhedroviruses*

## Growth & Development Targets

7. Juvenile hormone receptor modulators  
7A: *Juvenile hormone analogues (Hydroprene)*  
7B: *Fenoxycarb*
15. Inhibitors of chitin biosynthesis affecting CHS 1  
*Benzoylureas*
18. Ecdysone receptor agonists  
*Diaclyhydrazines*

## Nerve & Muscle Targets

- Acetylcholinesterase (AChE) inhibitors  
1A: *Carbamates*  
1B: *Organophosphates*
- GABA-gated chloride channel blockers  
2A: *Cyclodiene Organochlorines*  
2B: *Phenylpyrazoles*
- Sodium channel modulators  
3A: *Pyrethrins, Pyrethroids*
- Nicotinic acetylcholine receptor (nAChR) competitive modulators  
4A: *Neonicotinoids*  
4C: *Sulfoximines*  
4D: *Butenolides*  
4E: *Mesoionics*  
4F: *Pyridylidenes*
- Chordotonal organ TRPV channel modulators  
9B: *Pyridine azomethine derivatives*  
9D: *Pyropenes*
- Voltage-dependent sodium channel blockers  
22A: *Oxadiazines*
- Ryanodine receptor modulators  
*Diamides (Cyantraniliprole)*
- Chordotonal organ nicotinamidase inhibitors  
*Fonicamid*
- GABA-gated chloride channel allosteric modulators  
*Isoxazolines*
- Nicotinic acetylcholine receptor (nAChR) allosteric modulators Site II  
*GS-ome ga/kappa HXTX-HV1a Peptide*
- Chordotonal modulators – undefined target site  
*Pyridazine pyrazolecarboxamides*
- Vesicular acetylcholine transporter (VACHT) inhibitor  
*Oxazosulfonyl*

## Aphids, Whiteflies, Planthoppers and Leafhoppers - Mode of Action Classification by Target Site



MoA Group	Aphids	Whiteflies	Planthoppers Leafhoppers
1A	X	X	X
1B	X	X	X
2A	X	X	X
2B			X
3A	X	X	X
4A	X	X	X
4C	X	X	X
4D	X	X	X
4E			X
4F			X
7A	X	X	
7C		X	
9B	X	X	X
9D	X	X	X
12A	X	X	
15		X	
16		X	X
21A		X	
22A			X
23	X	X	
28	X	X	X
29	X	X	X
30		X	
32	X	X	
34		X	
36	X	X	X
37			X

## Respiration Targets

- Inhibitors of mitochondrial ATP synthesis  
12A: *Difenthiuron*
- Mitochondrial complex I electron transport inhibitors  
21A: *METI acaricides and insecticides (Pyridaben, Tolfenpyrad)*
- Mitochondrial complex III electron transport inhibitors – Qi site  
*Flometoquin*

## Growth & Development Targets

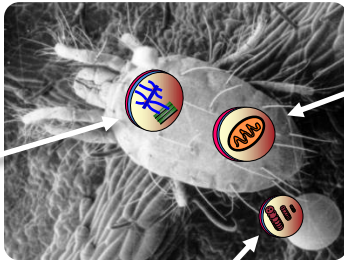
- Juvenile hormone receptor modulators  
7A: *Kinoprene*  
7C: *Pyriproxyfen*
- Inhibitors of chitin biosynthesis, affecting CHS1  
*Benzoylureas*
- Inhibitors of chitin biosynthesis, type 1  
*Buprofezin*
- Inhibitors of acetyl-CoA carboxylase  
*Tetronic & Tetramic acid derivatives*

The table lists the main mode of action groups for the control of aphids, whiteflies and hoppers. However, the availability may differ regionally due to registration status.

## Nerve & Muscle Targets

1. Acetylcholinesterase (AChE) inhibitors  
1A: *Carbamates*  
1B: *Organophosphates*
2. GABA-gated chloride channel blockers  
2A: *Cyclodiene Organochlorines*
3. Sodium channel modulators  
3A: *Pyrethrins, Pyrethroids*
5. Nicotinic acetylcholine receptor (nAChR) allosteric modulators – site I  
*Spinosyns*
6. Glutamate-gated chloride channel (GluCl) allosteric modulators  
*Avermectins, Milbemycins*
19. Octopamine receptor agonists  
*Amitraz*
32. Nicotinic acetylcholine receptor (nAChR) allosteric modulators Site II  
*GS-omega/kappa HXTX-HV1a Peptide*
30. GABA-gated chloride channel allosteric modulators  
*Isoxazolines*
33. Calcium-activated potassium channel (KCa2) modulators  
*Acynonapyr*

## **Mites - Mode of Action Classification by Target Site**



## Growth & Development Targets

10. Mite growth inhibitors affecting CHS1  
10A: *Clofentezine, Diflovidazi  
Hexythiazox*  
10B: *Etoxazole*
15. Inhibitors of chitin biosynthesis affecting CHS1  
*Benzoylureas*
23. Inhibitors of acetyl-CoA carboxylase  
*Tetronic & Tetramic acid derivatives*

## Respiration Targets

12. Inhibitors of mitochondrial ATP synthesis  
12A: *Difenthiuron*  
12B: *Organotin miticides*  
12C: *Propargite*
13. Uncouplers of oxidative phosphorylation via disruption of the proton gradient  
*Chlorfenapyr*
20. Mitochondrial complex III electron transport inhibitor – Qo site  
20B: *Acequinocyl*  
20C: *Fluacrypyrim*  
20D: *Bifenazate*
21. Mitochondrial complex I electron transport inhibitor  
21A: *METI acaricides*
25. Mitochondrial complex II electron transport inhibitor  
25A: *Cyenoxyrafen, Cyflumetofen*  
25B: *Pyflubumide*
34. Mitochondrial complex III electron transport inhibitor – Qi site  
*Flometoquin*

## Unknown or uncertain MoA

*Benzoximate, Chinomethionat,  
Dicofof*

## Mosquitoes - Mode of Action Classification by Target Site

### Nerve & Muscle Targets (Larvae)

1. Acetylcholinesterase (AChE) inhibitors  
*1B: Organophosphates*
5. Nicotinic acetylcholine receptor (nAChR) allosteric modulators – site I  
*Spinosyns*

### Unknown or uncertain MoA

- UNM Non-specific mechanical and physical disruptors  
*Polydimethylsiloxane (PDMS)*



### Growth & Development Targets (Larvae)

7. Juvenile hormone receptor modulators  
*7A: Juvenile hormone analogues*  
*7C: Pyriproxyfen*
15. Inhibitors of chitin biosynthesis, affecting CHS1  
*Benzoylureas*

### Midgut Targets (Larvae)

11. Microbial disruptors of insect midgut membranes  
*11A: Bacillus thuringiensis,*  
*11B: Bacillus sphaericus*

### Nerve & Muscle Targets (Adults)

1. Acetylcholinesterase (AChE) inhibitors  
*1A: Carbamates*  
*1B: Organophosphates*
3. Sodium channel modulators  
*3A: Pyrethrins, Pyrethroids*
4. Nicotinic acetylcholine receptor (nAChR) competitive modulators  
*4A: Neonicotinoids*  
*4D: Butenolides*
30. GABA-gated chloride channel allosteric modulators  
*Meta-diamides, Isoxazolines*



### Growth & Development Targets (Adults)

7. Juvenile hormone receptor modulators  
*7C: Pyriproxyfen*

### Respiration Targets (Adults)

13. Uncouplers of oxidative phosphorylation via disruption of the proton gradient  
*Pyroles*

Insecticide MoA groups listed on the poster are only those that have received WHO Pre-Qualification listing for at least one example.

## Active Ingredients (Alphabetical Order) with MoA Classification: INSECTICIDES / ACARICIDES

1,3-dichloropropene	8A	<i>bet a</i> -Cypermethrin	3A	Chlormephos	1B	Dichlorvos/ DDVP	1B
Abamectin	6	Bifenazate	20D	Chloropicrin	8B	Dicofol	UN
Acephate	1B	Bifenthrin	3A	Chlorpyrifos	1B	Dicrotophos	1B
Acequinocyl	20B	Bioallethrin	3A	Chlorpyrifos-methyl	1B	Dicloromezotiaz	4E
Acetamiprid	4A	Bioallethrin S-cyclopentenyl isomer	3A	Chromafenozide	18	Diflovidazin	10A
Acrinathrin	3A	Bioresmethrin	3A	Clofentezine	10A	Diflubenzuron	15
Acynonapyr	33	Bistrifluron	15	Clothianidin	4A	Dimethoate	1B
Afidopyopen	9D	Borax	8D	Coumaphos	1B	Dimethylvinphos	1B
<i>Akathomyces muscarius</i> Ve6	UNF	Boric acid	8D	Cryolite	8C	Dimpropridaz	36
Alanycarb	1A	Broflanilide	30	Cyanide	24B	Dinotefuran	4A
Aldi carb	1A	Bromopropylate	UN	Cyanophos	1B	Disodium octaborate	8D
Allethrin	3A	Buprofezin	16	Cyantraniliprole	28	Disulfoton	1B
<i>alpha</i> -Cypermethrin	3A	<i>Burkholderia spp.</i>	UNB	Cycloprothrin	3A	DNOC	13
Aluminium phosphide	24A	Butocarboxim	1A	<i>Cydia pomonella</i> GV	31	<i>d-trans</i> Allethrin	3A
Amitraz	19	Cadusafos	1B	Cyenyprafen	25A	Emamectin benzoate	6
<i>Anticarsia gemmatilis</i> MNPV	31	Calcium cyanide	24B	Cyflumetofen	25A	Empenthrin [(EZ)-(1R)-isomers]	3A
Azadirachtin	UN	Calcium phosphide	24A	Cyfluthrin	3A	Endosulfan	2A
Azamethiphos	1B	Carbaryl	1A	Cyhalothrin	3A	EPN	1B
Azinphos-ethyl	1B	Carbofuran	1A	Cyhexatin	12B	Esfenvalerate	3A
Azinphos-methyl	1B	Carbosulfan	1A	Cypermethrin	3A	Ethiofen carb	1A
Azocyclotin	12B	Cartap hydrochloride	14	Cyphenothrin (1R)- <i>trans</i> -isomers]	3A	Ethion	1B
<i>Bacillus thuringiensis</i>	11A	<i>Chenopodium ambrosioides</i> near <i>ambrosioides</i> extract	UNE	Cyromazine	17	Ethiprole	2B
<i>Bacillus sphaericus</i>	11B	Chinomethionat	UN	<i>d-cis-trans</i> Allethrin	3A	Ethoprophos	1B
<i>Beauveria bassiana</i> strains	UNF	Chlorantraniliprole	28	Dazomet	8F	Etofenprox	3A
Bendiocarb	1A	Chlordane	2A	DDT	3B	Etoazole	10B
Benfuracarb	1A	Chlorethoxyfos	1B	Del tamet hrin	3A	Famphur	1B
Bensultap	14	Chlorfenapyr	13	Demeton-S-methyl	1B	Fatty acid monoesters with glycerol or propenediol	UNE
Benzoximate	UN	Chlorfenvinphos	1B	Diafenthiuron	12A		
Benzpyrimoxan	UN	Chlorfluazuron	15	Diatomaceous earth	UNM		
<i>bet a</i> -Cyfluthrin	3A			Diazinon	1B		

## Active Ingredients (Alphabetical Order) with MoA Classification: INSECTICIDES / ACARICIDES

Fenamiphos	1B	Hexaflumuron	15	Methomyl	1A	Phorate	1B
Fenazaquin	21A	Hexythiazox	10A	Methoprene	7A	Phosalone	1B
Fenbutatin oxide	12B	Hydramethylnon	20A	Methoxychlor	3B	Phosmet	1B
Fenitrothion	1B	Hydroprene	7A	Methoxyfenozide	18	Phosphamidon	1B
Fenobucarb	1A	Imicya fos	1B	Methyl bromide	8A	Phosphine	24A
Fenmezoditiaz	4E	Imidacloprid	4A	Metolcarb	1A	Phoxim	1B
Fenoxycarb	7B	Imiprothrin	3A	Methyl isocyanate	8F	Pirimicarb	1A
Fenpropat hr in	3A	Indoxacarb	22A	Mevinphos	1B	Pirimiphos- methyl	1B
Fenproximate	21A	Isocylcoferam	30	Milbemectin	6	Polydimethylsiloxane (PDMS)	UNM
Fenthion	1B	Isofenphos	1B	Mineral Oil	UNM	Potassium cyanide	24B
Fenvalerate	3A	Isoprocarb	1A	Monocrotophos	1B	Prallethrin	3A
Fipronil	2B	Isopropyl O- (methoxy-aminothio-phosphoryl) salicylate	1B	Naled	1B	Profenofos	1B
Flonicamid	29	Isoxathion	1B	Neem Oil	UNE	Propargite	12C
Flometoquin	34	Kadethrin	3A	Nicotine	4B	Propetamphos	1B
Fluacrypyrim	20C	Kinoprene	7A	Nitenpyram	4A	Propoxur	1A
Flubendimide	28	<i>lambda</i> -Cyhalothrin	3A	Novaluron	15	Prothiofos	1B
Flucycloxuron	15	Lepimectin	6	Noviflumuron	15	Pyflubumide	25B
Flucythrinate	3A	Ledprona	35	Omethoate	1B	Pymetrozine	9B
Flufenoxuron	15	Lime sulfur	UN	Oxamyl	1A	Pyraclufos	1B
Flumethrin	3A	Lufenuron	15	Oxazosulfyl	37	Pyrethrins (pyrethrum)	3A
Flupyradifurone	4D	Malathion	1B	Oxydemeton-methyl	1B	Pyridaben	21A
Fluxametamide	30	Mancozeb	UN	<i>Paecilomyces fumosoroseus</i> Apopka strain 97	UNF	Pyridalyl	UN
Flupyrimin	4F	Mecarbam	1B	Parathion	1B	Pyridaphenthion	1B
<i>gamma</i> -Cyhalothrin	3A	Metaflumizone	22B	Parathion-methyl	1B	Pyri fluquinazon	9B
GS-omega/kappa HXTX-Hv1a	32	Metam	8F	Permethrin	3A	Pyrimidifen	21A
Halfenprox	3A	Metarhizium brunneum strain F52	UNF	Phenothrin [(1R)-trans- isomer]	3A	Pyriproxyfen	7C
Halofenozide	18	Methamidophos	1B	Phenthoate	1B	Quinalphos	1B
<i>Heliooverpa armigera</i> NPV	31	Methidathion	1B			Resmethrin	3A
Heptenophos	1B	Methiocarb	1A				

## Active Ingredients (Alphabetical Order) with MoA Classification: INSECTICIDES / ACARICIDES

Rotenone (Derris)	21B
Sabadilla extract	UNE
Silafluofen	3A
Sodium borate	8D
Sodium cyanide	24B
Sodium metaborate	8D
Spidoxamat	23
Spinetoram	5
Spinosad	5
Spirodiclofen	23
Spiromesifen	23
Spiropidion	23
Spirotetramat	23
Sulfotep	1B
Sulfoxaflor	4C
Sulfur	UN
Sulfuramid	13

Sulfuryl fluoride	8C
Tartar emetic	8E
<i>tau</i> -Fluvalinate	3A
Tebufenozide	18
Tebufenpyrad	21A
Tebupirimfos	1B
Teflubenzuron	15
Tefluthrin	3A
Temephos	1B
Terbufos	1B
Tetrachlorvinphos	1B
Tetradifon	12D
Tetramethrin	3A
Tetramethrin [(1 <i>R</i> )-isomers]	3A

Tetraniliprole	28
<i>Thaumatotibia leucotreta</i> GV	31
<i>theta</i> -cypermethrin	3A
Thiacloprid	4A
Thiamethoxam	4A
Thiocyclam	14
Thiodi carb	1A
Thiofanox	1A
Thiometon	1B
Thiosultap-sodium	14
Tolfenpyrad	21A
Tralomethrin	3A
Transfluthrin	3A

Triazamate	1A
Triazophos	1B
Trichlorfon	1B
Triflumuron	15
Triflumezopyrim	4E
Trimethacarb	1A
Vamidothion	1B
<i>Wolbachia pipientis</i> (Zap)	UNB
XMC	1A
Xyllyl carb	1A
<i>zeta</i> -Cypermethrin	3A
Zinc phosphide	24A



# Nematicide MoA Classification

This is the first edition to include the newly created Nematicide Mode of Action Classification Scheme. The development of this scheme enables visibility of the modes of action available to control plant-parasitic nematodes. Additionally, the numbering scheme allows clarity of product labelling, supporting the principles of rotation of mode-of-action for resistance management. See the IRAC International website for further information (<https://irac-online.org/teams/nematodes/>) – including a poster and a statement on nematicide resistance risk.



## Nematicide Mode of Action Classification Scheme (Version 2.2)

Main Group/Primary Site of Action		Class or Exemplifying active	Active Ingredients	IRAC/FRAC Group
N-1	Acetylcholinesterase (AChE) inhibitors (Only major representatives shown)	A Carbamates	Aldicarb, Benfuracarb, Carbofuran, Carbosulfan, Oxamyl, Thiocarb	IRAC: 1A
		B Organophosphates	Cadusafos, Ethoprophos, Fenamiphos, Fosthiazate, Imicyafos, Phorate, Terbufos	IRAC: 1B
N-2	Glutamate-gated chloride channel (GluCl) allosteric modulators	Avermectins	Abamectin	IRAC: 6
N-3	Mitochondrial complex II electron transport inhibitors. Succinate-coenzyme Q reductase.	Pyridinyl-ethyl benzamides; Phenethyl pyridineamides	Cyclobutrifluram, Fluopyram	FRAC: 7
N-4	Inhibitors of acetyl-CoA carboxylase	Tetronic and Tetramic acid derivatives	Spirotetramat	IRAC: 23
N-UN	Compounds of unknown or uncertain mode of action	Various chemistries	Fluazaindoline, Fluensulfone, Furfural, Iprodione	
N-UNX	Compounds of unknown or uncertain mode of action: Presumed multi-site inhibitor	Volatile sulphur generator	Carbon Disulfide, Dimethyl Disulfide (DMDS)	IRAC: 8
		Carbon disulfide liberator	Sodium Tetrathiocarbonate	
		Alkyl halides	Methyl Bromide, Methyl Iodide	
		Halogenated hydrocarbon	1,2-Dibromo-3-chloropropane (DBCP), 1,3-Dichloropropene, Ethylene Dibromide	
		Chloropicrin	Chloropicrin	
		Methyl isothiocyanate generator	Allyl Isothiocyanate, Dazomet, Metam Potassium, Metam Sodium	

Main Group/Primary Site of Action	Active Agents
<p><b>N-UNB Bacterial agents (non-Bt) of unknown or uncertain mode of action</b></p> <p>(Only major representatives shown and species with proven nematocidal activity)</p>	<p><i>Bacillus</i> spp. e.g. <i>firmus</i>, <i>subtilis</i></p> <p><i>Burkholderia</i> spp. e.g. <i>rinojensis</i> A396</p> <p><i>Pasteuria</i> spp. e.g. <i>penetrans</i>, <i>nishizawae</i></p> <p><i>Pseudomonas</i> spp. e.g. <i>chlororaphis</i>, <i>fluorescens</i>, <i>oryzihabitans</i> strain SYM23945</p> <p><i>Streptomyces</i> spp. e.g. <i>lydicus</i>, <i>dicklowii</i>, <i>albogriseolus</i>, strain SYM00257</p>
<p><b>N-UNF Fungal agents of unknown or uncertain mode of action</b></p> <p>(Only major representatives shown and species with proven nematocidal activity)</p>	<p><i>Actinomyces</i> spp., e.g. <i>streptococcus</i></p> <p><i>Arthrobotrys</i> spp. e.g. <i>oligospora</i></p> <p><i>Aspergillus</i> spp. e.g. <i>niger</i></p> <p><i>Muscodor</i> spp. e.g. <i>albus</i></p> <p><i>Myrothecium</i> spp. e.g. <i>verrucaria</i></p> <p><i>Pochonia</i> spp. e.g. <i>chlamydosporia</i></p> <p><i>Paecilomyces</i> spp. e.g. <i>carneus</i>, <i>fumosoroseus</i>, <i>lilacinum</i> (syn. <i>Purpureocillium lilacinus</i>),</p> <p><i>Trichoderma</i> spp. e.g. <i>harzianum</i>, <i>virens</i>, <i>atroviride</i>, <i>viride</i></p>
<p><b>N-UNE Botanical or animal derived agents including synthetic, extracts and unrefined oils with unknown or uncertain mode of action</b></p> <p>(Only major representatives shown)</p>	<p>Azadirachtin, Camellia Seed Cake, Essential oils, Garlic extract, Pongamia oil, <i>Quillaja saponaria</i> extract, Chitin, Terpenes</p>

Targeted Physiology:



Nerve & Muscle



Growth & Development



Respiration



Unknown or Non-specific

## Nematodes - Mode of Action Classification by Target Site

### Nerve & Muscle Targets

N-1 Acetylcholinesterase (AChE) inhibitors

1A: *Carbamates*

1B: *Organophosphates*

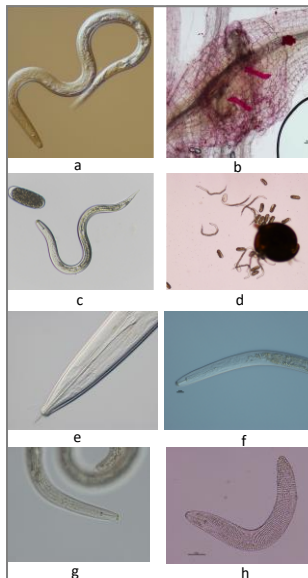
N-2 Glutamate-gated chloride channel (GluCl) allosteric modulators  
*Avermectins*

### Respiration Targets

N-3 Mitochondrial complex II electron transport inhibitors. Succinate-coenzyme Q reductase.

*Fluopyram, Cyclobutrifluram*

a – Root-knot nematode J2, b – Root-knot nematode J3's in root galls, c – SCN J2 and egg, d – PCN cyst, eggs and J2's, e – Dagger nematode, f – Root lesion nematode, g – Spiral nematode, h – Ring nematode



### Growth & Development Targets

N-4 Inhibitors of acetyl-CoA carboxylase  
*Tetronic & Tetramic acid derivatives*

### Unknown or uncertain MoA

N-UN Compounds with unknown Mode of Action

N-UNX Presumed multi-site inhibitors

N-UNB Bacterial agents (non-Bt)

N-UNF Fungal agents

N-UNE Botanical or animal derived agents including synthetic, extracts and unrefined oils

## Active Ingredients (Alphabetical Order) with MoA Classification: NEMATOCIDES

1,2-Dibromo-3-chloropropane (DBCP)	N-UNX
1,3-Dichloropropene	N-UNX
Abamectin	N-2
<i>Actinomyces spp.</i>	N-UNF
Aldicarb	N-1A
Allyl isothiocyanate	N-UNX
<i>Arthrobotrys spp.</i>	N-UNF
<i>Aspergillus spp.</i>	N-UNF
Azadirachtin	N-UNE
<i>Bacillus spp.</i>	N-UNB
Benfuracarb	N-1A
<i>Burkholderia spp.</i>	N-UNB
Cadusafos	N-1B
Camellia Seed Cake	N-UNE
Carbofuran	N-1A

Carbon Disulfide	N-UNX
Carbosulfan	N-1A
Chitin	N-UNE
Chloropicrin	N-UNX
Cyclobutrifluram	N-3
Dazomet	N-UNX
Dimethyl Disulfide (DMDS)	N-UNX
Essential oils	N-UNE
Ethoprophos	N-1B
Ethylene Dibromide	N-UNX
Fenamiphos	N-1B
Fluazaindolizine	N-UN
Fluensulfone	N-UN
Fluopyram	N-3
Fosthiazate	N-1B

Furfural	N-UN
Garlic extract	N-UNE
Imicyafos	N-1B
Iprodione	N-UN
Metam Potassium	N-UNX
Metam Sodium	N-UNX
Methyl Bromide	N-UNX
Methyl Iodide (Iodomethane)	N-UNX
<i>Muscador spp.</i>	N-UNF
<i>Myrothecium spp.</i>	N-UNF
Oxamyl	N-1A
<i>Purpureocillium lilacinum (syn. Paecilomyces lilacinus)</i>	N-UNF
<i>Pasteuria spp.</i>	N-UNB

Phorate	N-1B
<i>Pochonia spp.</i>	N-UNF
Pongamia oil	N-UNE
<i>Pseudomonas spp.</i>	N-UNB
<i>Quillaja saponaria</i> extract	N-UNE
Sodium tetrathiocarbonate	N-UNX
Spirotetramat	N-4
<i>Streptomyces spp.</i>	N-UNB
Terbufos	N-1B
Terpenes	N-UNE
<i>Trichoderma spp.</i>	N-UNF

### Table Notes:

- Inclusion of a nematode control agent in the table above does not necessarily signify regulatory approval.
- The list is not aimed at being comprehensive but gives key representatives by group.
- N-UNB and N-UNF includes only species with proven nematocidal activity.

Photograph Acknowledgements:

Page 16: N. Armes, BASF

Page 17: F. Haile Corteva Agriscience, S. Bauer USDA, A. McCaffery

Page 18: Syngenta

Page 19: Syngenta & J. Gathany, CDC

Page 26: Corteva Agriscience, T. Thoden various nematodes & R.M. Dickenson SCN nematode

Photograph details and credits are accurate to the best of our knowledge

Further information is available from the IRAC website at:  
[www.irc-online.org](http://www.irc-online.org)

or by email at:  
[enquiries@irc-online.org](mailto:enquiries@irc-online.org)



IRAC Insecticide/Acaricide  
Mode of Action  
Classification



IRAC Nematicide Mode of  
Action Classification



**Edition 11.2, August 2024**

Based on Insecticide MoA Classification Scheme, Version 11.2 and  
Nematicide MoA Classification Version 2.2

# IRAC



Insecticide Resistance Action Committee



visit us @ [irac-online.org](http://irac-online.org)

CropLife  
INTERNATIONAL 